

31/8/2012

04/09/2012

1.

(1)	<u>750</u>						
				(美元)		(美元)	
			<u>1,200,000,000</u>	<u>\$0.01</u>		<u>\$12,000,000</u>	
			_____			_____	
()		<u>1,200,000,000</u>	<u>\$0.01</u>		<u>\$12,000,000</u>	
			_____			_____	
			_____			_____	
			_____			_____	
(2)							
					(請註明貨 幣)		(請註明貨幣)
			_____			_____	
			_____			_____	
()		_____			_____	
			_____			_____	

2.

		(請註明貨幣)	(請註明貨幣)
()			

3.

		(請註明貨幣)	(請註明貨幣)
()			

(美元)

US\$12,000,000.00

	(1)	(2)	
630,759,998			
0			
630,759,998			

(19/12/2008)

2012

7 27

1. 2009 7
23

-

29,779,998

3.58/

-

-

(普通股)

2. 2010 5
27

7,200,000

2.78/

(普通股)

3. 2011
10 11

7,200,000

2.68/

(註 1)

A. ()

()

()

()


(/ /)

1.

(/ /)

()

(註 1)



1. _____

() _____

(註1)

()

(/ /) _____ (/ /)

2. _____

() _____

(註1)

()

(/ /) _____ (/ /)

3. _____

() _____

(註1)

()

(/ /) _____ (/ /)

4. _____

() _____

(註1)



()

(/ /) _____ (/ /)

c. () _____
() _____
() _____

(/ /)()	
1. _____ _____	
(/ /)	
(註1)	
2. _____ _____	
(/ /)	
(註1)	
3. _____ _____	
(/ /)	
(註1)	
D. ()	
()	
()	

1.	_____	(/ /)	(註1) (/ /) (/ /)
2.	_____	(/ /)	(註1) (/ /) (/ /)
3.	_____	(/ /)	(註1) 0 0
4.		(/ /)	(註1) 0 0



			(註1)	
10.	()	(/ /)	(/ /)	
		_____	(/ /)	
		(/ /)		

	A	(1)	_____
		(2)	_____
	A		_____

	A		_____

(此數目應相等於上文第 項(「已發行股本變動」)內的相關數字。)

()

()

註：

1. 請註明股份類別 (如普通股、優先股或其他類別股份) 。
2. 如空位不敷應用，請附加指定的續頁。